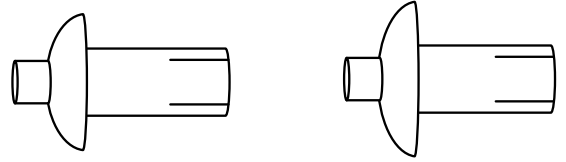




RIVETS

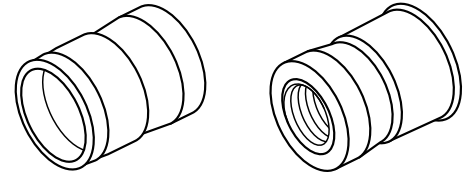
DRIVE RIVET

Round Head - Aluminum
Brazier Head - Aluminum



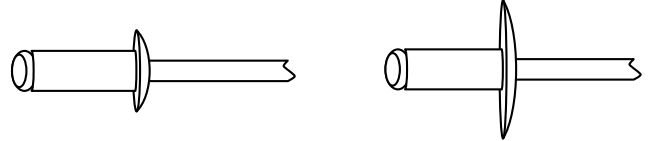
NUTSERT ANCHORS

Grade 2 Steel (Plated)



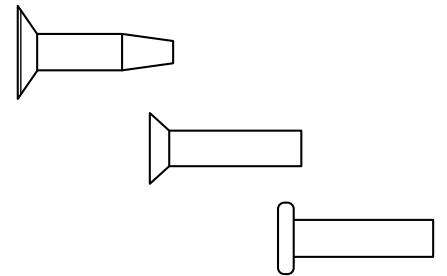
OPEN END DOME BLIND RIVET

Dome - Aluminum, Plated Steel, Stainless Steel
Dome Large Flange - Aluminum, Plated Steel



SOLID RIVET

Belt Head - Copper
Countersunk Head - Aluminum, Monel, Grade 2 Steel,
Stainless Steel (304), Brass, Copper
Flat Head - Aluminum, Monel, Stainless Steel (304 & 316),
Brass, Copper



SOLID RIVET

Round Head - Aluminum, Monel, Stainless Steel
(304 & 316), Brass
Truss Head - Aluminum
Tinnens Head - Stainless Steel (304)

